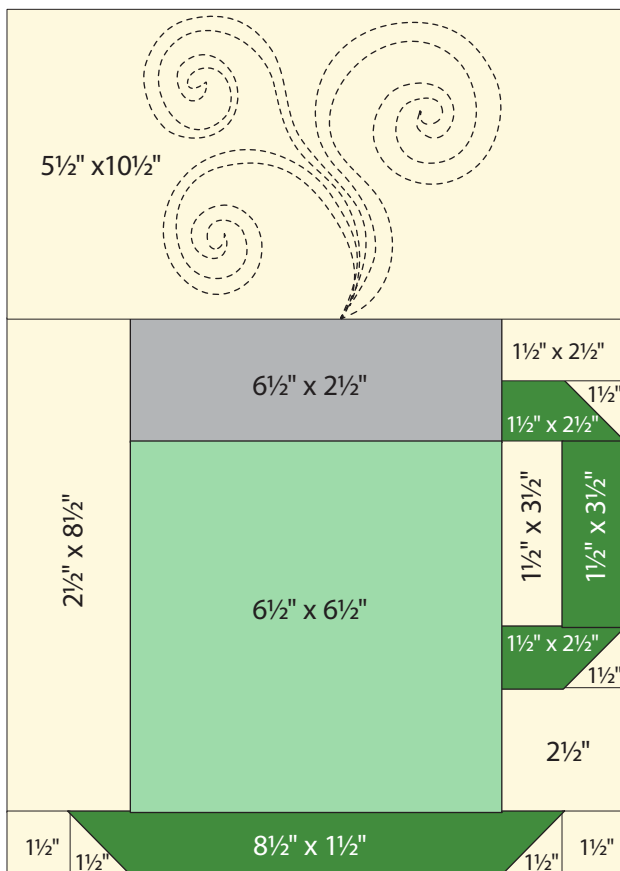


# Block 9



10 1/2" x 14 1/2" with seams.

## Cutting

From the Layer Cake™ prints:

Cup top: 1-6 1/2" x 2 1/2"

Cup bottom: 1-6 1/2" square

Handle: 2-2 1/2" x 2 1/2"

1-1 1/2" x 3 1/2"

Saucer: 1-8 1/2" x 1 1/2"

These pieces were cut on page 2:

Cup Background: 6-6 1/2" squares

1-1 1/2" x 2 1/2"

1-1 1/2" x 3 1/2"

1-2 1/2" square


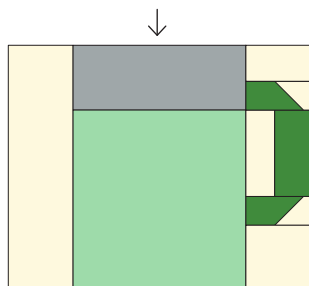
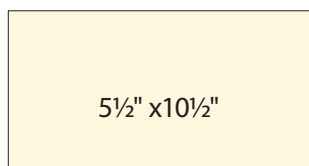
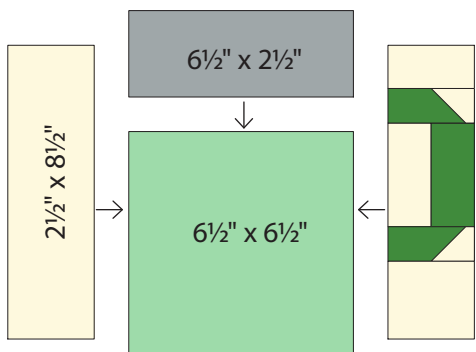
1-2 1/2" x 8 1/2"

1-5 1/2" x 10 1/2"



1 Make the Large Handle (page 23).  
Make the Saucer (page 24).

2 Assemble the Cup as shown. Press in the directions of the arrows. Add the steam (page 26).



10 1/2" x 14 1/2" with seams.